

Chapter 8

Remote Scoring

Mulligan's Eagle provides facilities (in versions 2.4 and later of the software) to accommodate remote scoring – the entry of golf scores on remote devices that can be returned for permanent storage and analysis to Eagle running on a Mac desktop or portable computer.

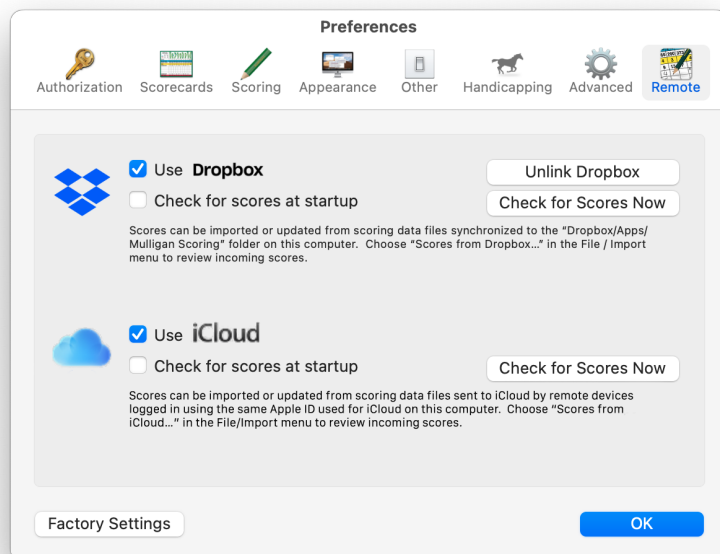
In this Chapter...

Configuring Eagle for Remote Scoring	170
Dropbox.....	170
iCloud	171
Remote Devices and Applications	171
The Scoring Machine.....	171
Data Synchronization	172
Session Lists.....	172
Scoring Files	172
Remote Scoring with Eagle	173
Producing a Session List	173
Importing Scoring Files.....	174

The remote scoring features of Mulligan's Eagle and the software operating on remote devices require an active shared Dropbox or iCloud account. That is, the remote devices receiving data from Eagle or sending data to Eagle and the computer running Eagle must use a shared Dropbox or iCloud account.

Configuring Eagle for Remote Scoring

Visit the Remote panel of Eagle's Settings window (see "Remote" on page 20) to set Eagle up for remote scoring.



Settings - Remote

There, you may specify that you want to use Dropbox, iCloud, or both services to synchronize information.

Note: *iCloud file synchronization is available only in copies of Eagle purchased from Apple's Mac App Store. If iCloud is not available to you, Dropbox provides equivalent capabilities.*

Dropbox

To use Dropbox, you must have an active Dropbox account, and Dropbox must be installed on your Mac. If you need a Dropbox account, visit



<https://www.dropbox.com> to sign up for one and to download and install the Dropbox software on your Mac.

In the Remote panel of Settings, check the Use Dropbox checkbox and click the Link button to authorize Eagle’s use of Dropbox on your Mac. Eagle will link to a special Mulligan Scoring folder inside the Apps folder inside your Dropbox folder. Eagle will not have access to any other part of your Dropbox. Eagle and software on remote devices will place files into this special folder and remove them as necessary. You may add or delete files yourself, but it’s highly recommended that you don’t modify any files you find there.

iCloud



To use iCloud for synchronizing data with remote devices, your iCloud account must be active on your Mac (visit the iCloud System Settings and make sure you have provided an appropriate AppleID and password to activate iCloud). For direct access to Mulligan Scoring data files, iCloud Drive must be enabled.

In the Remote panel of Eagle’s Settings, check the Use iCloud checkbox to enable Eagle’s use of iCloud’s data services. Eagle will use (and create if necessary) a special directory within iCloud called “MulliganScoring” where it may publish (export) or use (import) data to support remote scoring. You may view or delete files from the MulliganScoring directory by accessing iCloud Drive from the Finder on your Mac.

Remote Devices and Applications

Any remote devices running applications that are compatible with Eagle’s remote scoring features must use either the active Dropbox or iCloud account used on your Mac.

Mulligan Software has an iOS app available on the App Store that can use or produce scoring data compatible with Eagle:

The Scoring Machine



The Scoring Machine for the iPhone, iPod touch and iPad is an iOS application that performs golf scoring for individuals, scorecard competitors or whole groups of golfers. It provides support for all the types of scoring, team and individual play used by Eagle.

The Scoring Machine can, like Eagle (page 38), retrieve golf club information for its use from Mulligan Software’s online Club Archives.

The Scoring Machine supports either Dropbox or iCloud using the same account used by Eagle. It can import Session Lists published by Eagle

(page 122) to completely configure Events, Scorecards, Competitors and the golf course to be ready to accumulate scores for an Event that originated from Eagle. It can return partial or complete scoring results using Dropbox or iCloud back to Eagle and to other mobile devices running The Scoring Machine.

See The Scoring Machine's settings (More / Settings on the iPhone or iPod touch; Settings under the right side of the scoreboard on the iPad) to configure it for remote scoring.

Data Synchronization

The data exchanged between Eagle and remote devices running compatible applications is contained in simple text-based, XML-structured data files with a date-descriptive name and a '.EAGS' file name extension. These files contain golf-related information that you can easily examine with a text or XML file-reading application from within your Dropbox or iCloud storage.

Eagle and the related remote devices don't attempt to prevent conflicting use of shared files. Session Lists and Scoring Files (published scores grouped by Scorecard) are assumed to be one-way documents - produced on one device and used on another. Eagle is expected to remain the long-term repository of the data because it is most likely to have large storage capabilities and includes features for statistical analysis of the data. Because of storage considerations, the applications running on remote devices will generally limit the length of time and the amount of data they can retain.

Session Lists

A Session List is a configuration document specifying the particulars of an Event. Typically produced by Eagle (although The Scoring Machine can also produce Session Lists), it is used to "prime" remote devices so they are ready to record scores to later be returned to Eagle or shared with other devices.

Generally, if a Session List identifies a golf course or player that the remote device does not have on file, the remote application will install it on the device from the incoming data. The ability to enter scores for Scorecards built from a Session List should usually be prohibited (locked) until the user of the device asks to do so. In a large event with multiple remote devices, this protection ensures that mobile users enter scores only for the players for whom they're responsible.

Scoring Files

A Scoring File is a consumable file that contains partial or complete scoring information from a Scorecard on a remote device (although Eagle can

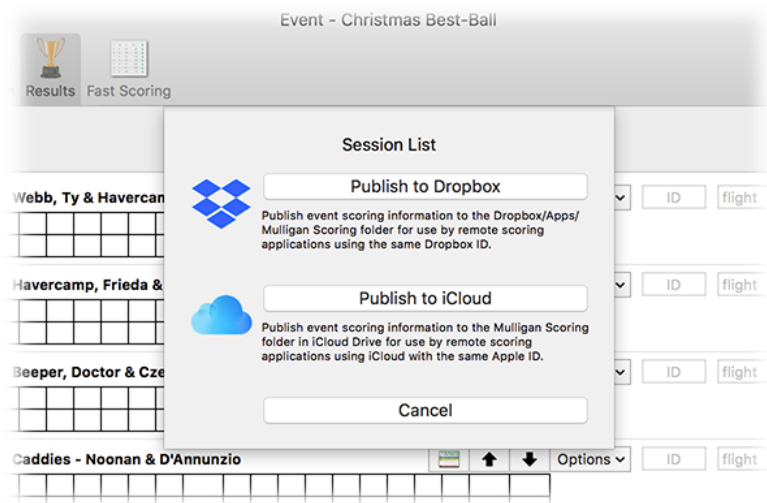
export a similar file). Generally, Eagle consumes (uses, then deletes) Scoring Files. Remote devices produce Scoring Files and may use them to update local data, but they don't delete them. (Deleting a file from a Dropbox or an iCloud Drive directory, whether with an application or by dragging it to the trash, means that the file is deleted everywhere, for all devices sharing the account.)

Remote Scoring with Eagle

Eagle can produce Session Lists for use in remote scoring and it can receive Scoring Files containing scoring data from remote devices to incorporate into its permanent storage.

Producing a Session List

After you have configured an Event in Eagle, including adding all of the contestants to their Scorecards, finalizing the format, tees, scoring, pairings, tee times, etc. you can publish a Session List from the open Event window. Choose Publish Session List... from the Reports menu.

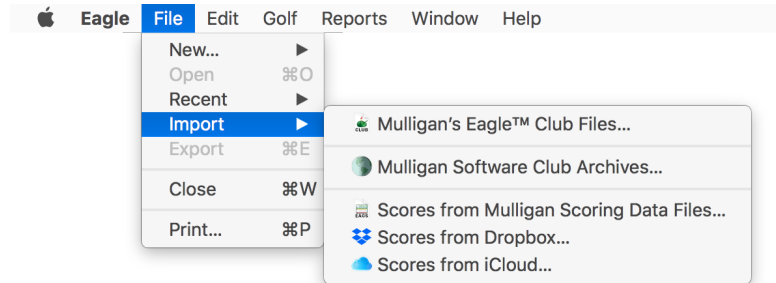


Publishing a Session List

Select the appropriate method to publish the Session List. Eagle will prepare the Session List and deposit it in the Dropbox or iCloud directory where it can be retrieved by interested (and authorized) remote devices.

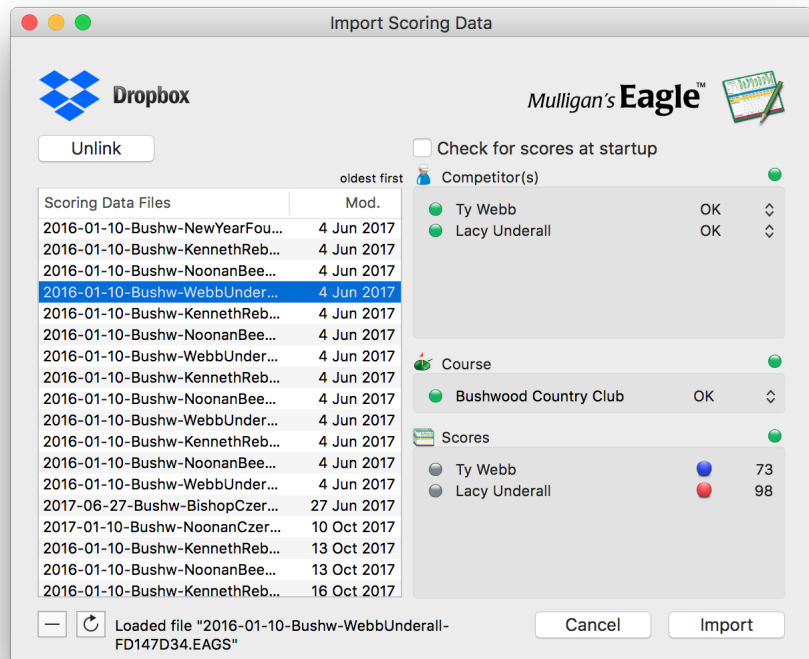
Importing Scoring Files

When the Event is complete, the Dropbox or iCloud directory should contain Scoring Files ready for use by Eagle. From the File / Import menu



Import Menu - Scores

choose Scores from Dropbox... (or Scores from iCloud...) to review the available scoring data:



Importing Scores from Dropbox

If dropbox is active and linked, available Scoring Files are listed at the left for review. Click to select a file and the competitors, the course and the scores

included in the data will be summarized to the right. Information about the Players and the Course that can be identified as valid for merging into Eagle's data is identified with a green ● dot to the left of the item. Data that requires intervention is identified with a red ● dot. The popup menu at the right of such items provides options for you to select an alternate Player or Course, to update the information for an existing Player or Club, to ignore and skip some incoming data, etc.

Once any issues are resolved, click the Import button at the lower right to install the data from this Scoring File and delete the file. If you want to delete a Scoring File without using it, select it in the list and click the delete (-) button at the lower left.

You may request that Eagle review incoming Scoring Files automatically whenever it starts up by checking the Check for scores at startup checkbox. When done automatically, Eagle will process and delete any Scoring Files without errors, but keep those files that require your review.

***Note:** Mulligan's Eagle consumes Scoring Files – merging the contents of a file into its database, then deleting the file. Deletion of the Scoring file from the Dropbox or iCloud storage where it was stored makes it inaccessible to all the computers and devices using that storage. If new scoring results subsequently arrive from a remote device, another Scoring File can be produced that may later require importing.*

